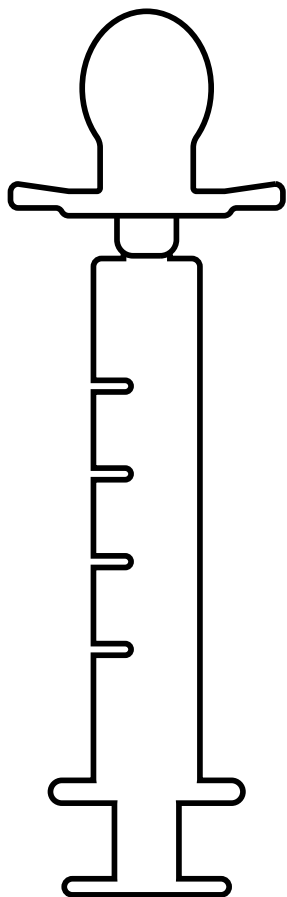


Dr Brown's™



Pacidose™

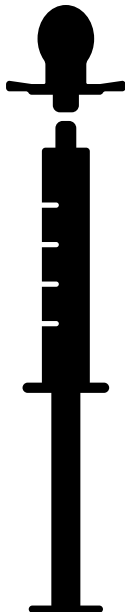
①

Fill the syringe with the correct amount of medicine. Check the amount again.




②

Attach Pacidose™ to the syringe & offer it to your child.



③

After your child begins to suck, gently assist with the plunger.



Give medication when your child is hungry. Before using Pacidose™ with medicine, dip Pacidose into milk, formula or other liquid and let your child taste it. Give other liquids through Pacidose so your child trusts it. If your child is suffering from vomiting or diarrhea, Pacidose may be used for oral rehydration therapy. Give 2.5 - 5 mL of liquid every 20 minutes to help regain lost fluids. Pacidose is sterilizer safe.

WARNING!

Do not tie Pacidose™ around a child's neck as it presents a strangulation hazard. Pacidose is neither a toy nor a pacifier intended for extended use. Never leave a child unattended while using Pacidose. Discard if you see any sign of damage or weakness. Clean before each use. Top rack dishwasher safe. Safe for use in electric sterilizer, microwave sterilizer, or boiling water. Squeeze out any trapped water from bulb.