
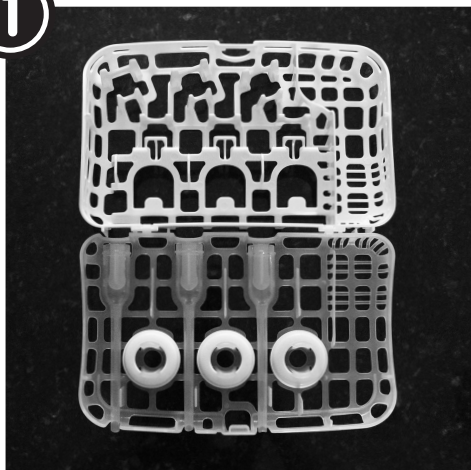


DrBrown's
natural flow®



Dishwasher Basket

1




2



3



4



1. Slide the Vent Reservoirs and Nipple Collars onto the designated posts on the upper panel of the dishwasher basket.
2. Position the Nipples, Vent Inserts and Caps into their designated cradles on the lower panel of the dishwasher basket.
3. If you have additional items such as Travel Disks or Pacifiers you can add these to the open side channel of the lower panel of the dishwasher basket
4. Close basket and place in top rack of dishwasher.